



# CCDM Parts Catalogue



## **Contents**

<b>List of Part Numbers</b>	<b>Page</b>	<b>5</b>
<b>Dispenser VM2/VM3</b>	<b>Page</b>	<b>5,6,7</b>
<b>Distance transport</b>	<b>Page</b>	<b>8,9</b>
<b>Alignment Station</b>	<b>Page</b>	<b>10,11</b>
<b>MICR (Character Reader)</b>	<b>Page</b>	<b>12,13</b>
<b>Document Scanner (BEB)</b>	<b>Page</b>	<b>14,15,16,17</b>
<b>CCDM Chassis</b>	<b>Page</b>	<b>18,19</b>
<b>Deposit transport</b>	<b>Page</b>	<b>20,21</b>
<b>Reject transport</b>	<b>Page</b>	<b>22,23</b>
<b>Escrow</b>	<b>Page</b>	<b>24,25</b>
<b>Export separator</b>	<b>Page</b>	<b>26,27</b>
<b>Miscellaneous</b>	<b>Page</b>	<b>28</b>




## List of SPC Part Numbers

SPCWIN0564	ROLLER FOR ROCKER (CCDM)	Page	5,6
SPCWIN0566	BELT FOR ROCKER (CCDM)	Page	5,6
SPCWIN0616	REPAIR STUD FOR VM2/VM3 (CCDM)	Page	5,6
SPCWIN0642	UPGRADE SHAFT FOR DEPOSIT TRANSPORT (CCDM)	Page	20,21
SPCWIN0628	DEPOSIT TRANSPORT UPGRADE KIT (CCDM)	Page	20,21
SPCWIN0638	REPAIR PIN FOR ALIGNMENT STATION (CCDM)	Page	10,11
SPCWIN0655	TRANSPORT LATCH PIN (CCDM)	Page	8,9
SPCWIN0656	HAND WHEEL (CCDM)	Page	8,9
SPCWIN0657	VM3 INTERMEDIATE TRANSPORT GUIDE (CCDM)	Page	8,9
SPCWIN0662	FLAT CABLES (CCDM)	Page	28
SPCWIN0663	DRIVE GEAR FOR CHECK/CASH READER AND MICR (CCDM)	Page	12,13,14,16
SPCWIN0664	VLS12 SENSOR & LOOM (CCDM)	Page	5,7
SPCWIN0709	CCDM CONTROLLER CABLE 5.3m (CCDM)	Page	28
SPCWIN0719	UPPER BELT FOR SENSOR MODULE (CCDM)	Page	18,19
SPCWIN0720	UPPER BELT FOR DEPOSIT TRANSPORT (CCDM)	Page	20,21
SPCWIN0721	LOWER BELT FOR DEPOSIT TRANSPORT (CCDM)	Page	20,21
SPCWIN0722	LOWER BELT FOR SENSOR MODULE (CCDM)	Page	18,19
SPCWIN0728	LOWER FEED BELT FOR REJECT TRANSPORT (CCDM)	Page	22,23
SPCWIN0731	REPAIR PIN FOR MICR (CCDM)	Page	12,13
SPCWIN0740	NOTE GATE (CCDM)	Page	5,7
SPCWIN0742	INTERMEDIATE TRANSPORT FEED BELT (CCDM)	Page	8,9
SPCWIN0744	UPPER TRANSPORT BELT FOR EXPORT SEPERATOR (CCDM)	Page	26,27
SPCWIN0745	LOWER TRANSPORT BELT FOR EXPORT SEPERATOR (CCDM)	Page	26,27
SPCWIN0783	GREEN DEPOSIT MODULE GEAR 30T (CCDM)	Page	5,6
SPCWIN0784	UPGRADE KIT FOR CHECK/CASH READER (CCDM)	Page	15,17
SPCWIN0785	ESCROW PROTECTICE COVER (CCDM)	Page	24,25

<b>SPCWIN0791</b>	<b>CHECK/CASH READER GUIDING ELEMENT (CCDM)</b>	<b>Page</b>	<b>15,17</b>
<b>SPCWIN0795</b>	<b>FIREWIRE CABLE 5M (CCDM)</b>	<b>Page</b>	<b>28</b>
<b>SPCWIN0812</b>	<b>CHECK/CASH READER LOWER TIMING BELT (CCDM)</b>	<b>Page</b>	<b>14,16</b>
<b>SPCWIN0813</b>	<b>CHECK/CASH READER UPPER TIMING BELT (CCDM)</b>	<b>Page</b>	<b>14,16</b>
<b>SPCWIN0858</b>	<b>UPPER FEED BELT FOR REJECT TRANSPORT (CCDM)</b>	<b>Page</b>	<b>23,24</b>
<b>SPCWIN0926</b>	<b>CHECK/CASH READER FAN 30mm (CCDM)</b>	<b>Page</b>	<b>15,16</b>
<b>SPCWIN0670</b>	<b>ESCROW TAPE 3000 (CCDM)</b>	<b>Page</b>	<b>24,25</b>
<b>SPCWIN0673</b>	<b>SILICONE ADHESIVE TAPE (CCDM)</b>	<b>Page</b>	<b>28</b>
<b>SPCWIN0723</b>	<b>ESCROW 3 TAPE (CCDM)</b>	<b>Page</b>	<b>24,25</b>
<b>SPCWIN0738</b>	<b>ESCROW SPLICE TAPE 3/4 INCH (CCDM)</b>	<b>Page</b>	<b>28</b>
<b>SPCWIN0787</b>	<b>ESCROW GUIDE REPAIR KIT (CCDM)</b>	<b>Page</b>	<b>24,25</b>
<b>SPCWIN0972</b>	<b>CHASSIS SIDE PLATE (CCDM)</b>	<b>Page</b>	<b>28</b>



# Dispenser VM2/VM3



1, ROLLER FOR ROCKER (CCDM)



2, BELT FOR ROCKER (CCDM)



3, GREEN DEPOSIT MODULE GEAR 30T (CCDM)



4, REPAIR STUD FOR VM2/VM3 (CCDM)



5, NOTE GATE (CCDM)



6, VLS12 SENSOR & LOOM (CCDM)



1



Part number: SPCWIN0564  
Desc: ROLLER FOR ROCKER (CCDM)  
Quantity per unit: 2  
Price each:  
MOQ:  
Dimensions:  
OEM:

2



Part number: SPCWIN0566  
Desc: BELT FOR ROCKER (CCDM)  
Quantity per unit: 2  
Price each:  
MOQ:  
Dimensions:  
OEM:

3



Part number: SPCWIN0783  
Desc: GREEN DEPOSIT MODULE GEAR 30T (CCDM)  
Quantity per unit:  
Price each:  
MOQ:  
Dimensions:  
OEM:

4



Part number: SPCWIN0616  
Desc: REPAIR STUD FOR VM2/VM3 (CCDM)  
Quantity per unit: 1  
Price each:  
MOQ:  
Dimensions:  
OEM:



5




Part number: SPCWIN0740  
Desc: NOTE GATE (CCDM)  
Quantity per unit: 1  
Price each:  
MOQ:  
Dimensions:  
OEM:

6

Part number: SPCWIN0664  
Desc: VLS 12 SENSOR SND LOOM  
Quantity per unit: 1  
Price each:  
MOQ:  
Dimensions:  
OEM:

**Distance Transport**



**1, VM3 INTERMEDIATE TRANSPORT GUIDE (CCDM)**



**2, TRANSPORT LATCH PIN (CCDM)**



**3, HAND WHEEL (CCDM)**



**4, INTERMEDIATE TRANSPORT FEED BELT (CCDM)**





1



Part number: SPCWIN0657  
 Desc: VM3 INTERMEDIATE TRANSPORT GUIDE (CCDM)  
 Quantity per unit: 1  
 Price each:  
 MOQ:  
 Dimensions:  
 OEM:

2



Part number: SPCWIN0655  
 Desc: TRANSPORT LATCH PIN (CCDM)  
 Quantity per unit: 1  
 Price each:  
 MOQ:  
 Dimensions:  
 OEM:



3




Part number: SPCWIN0656  
 Desc: HAND WHEEL (CCDM)  
 Quantity per unit: 1  
 Price each:  
 MOQ:  
 Dimensions:  
 OEM:

4



Part number: SPCWIN0742  
 Desc: INTERMEDIATE TRANSPORT FEED BELT (CCDM)  
 Quantity per unit: 2  
 Price each:  
 MOQ:  
 Dimensions:  
 OEM:

Alignment Station



1, REPAIR PIN FOR ALIGNMENT STATION (CCDM)



1




1



Part number: SPCWIN0638  
Desc: REPAIR PIN FOR ALIGNMENT STATION (CCDM)  
Quantity per unit: 1  
Price each:  
MOQ:  
Dimensions:  
OEM:

MICR (Character Reader)



1

1, REPAIR PIN FOR MICR (CCDM)



2, DRIVE GEAR FOR CHECK/CASH READER AND MICR (CCDM)



2



1




Part number: SPCWIN0731  
Desc: REPAIR PIN FOR MICR (CCDM)  
Quantity per unit: 1  
Price each:  
MOQ:  
Dimensions:  
OEM:

2



Part number: SPCWIN0663  
Desc: DRIVE GEAR FOR CHECK/CASH READER AND MICR (CCDM)  
Quantity per unit: 1  
Price each:  
MOQ:  
Dimensions:  
OEM:

**Document Scanner (BEB)**



**1, DRIVE GEAR FOR CHECK/CASH READER AND MICR (CCDM)**




**2, CHECK/CASH READER LOWER TIMING BELT (CCDM)**



**3, CHECK/CASH READER UPPER TIMING BELT (CCDM)**



**Document Scanner (BEB)**



4


**4, CHECK/CASH READER FAN 30mm (CCDM)**



**5, CHECK/CASH READER GUIDING ELEMENT (CCDM)**



**6, UPGRADE KIT FOR CHECK/CASH READER (CCDM)**



5

6





1



Part number: SPCWIN0663  
Desc: DRIVE GEAR FOR CHECK/CASH READER AND MICR (CCDM)  
Quantity per unit: 2  
Price each:  
MOQ:  
Dimensions:  
OEM:

2



Part number: SPCWIN0812  
Desc: CHECK/CASH READER LOWER TIMING BELT (CCDM)  
Quantity per unit: 1  
Price each:  
MOQ:  
Dimensions:  
OEM:

3



Part number: SPCWIN0813  
Desc: CHECK/CASH READER UPPER TIMING BELT (CCDM)  
Quantity per unit: 1  
Price each:  
MOQ:  
Dimensions:  
OEM:

4



Part number: SPCWIN0926  
Desc: CHECK/CASH READER FAN 30mm (CCDM)  
Quantity per unit: 2  
Price each:  
MOQ:  
Dimensions:  
OEM:





5




Part number: SPCWIN0791  
Desc: CHECK/CASH READER GUIDING ELEMENT (CCDM)  
Quantity per unit: 16  
Price each:  
MOQ:  
Dimensions:  
OEM:

6



Part number: SPCWIN0784  
Desc: UPGRADE KIT FOR CHECK/CASH READER (CCDM)  
Quantity per unit: 2  
Price each:  
MOQ:  
Dimensions:  
OEM:

CCDM Chassis



1

2

1, UPPER BELT FOR SENSOR MODULE (CCDM)



2, LOWER BELT FOR SENSOR MODULE (CCDM)





1



Part number: SPCWIN0719  
Desc: UPPER BELT FOR SENSOR MODULE (CCDM)  
Quantity per unit: 3  
Price each:  
MOQ:  
Dimensions:  
OEM:

2



Part number: SPCWIN0722  
Desc: LOWER BELT FOR SENSOR MODULE (CCDM)  
Quantity per unit: 3  
Price each:  
MOQ:  
Dimensions:  
OEM:

# Deposit Transport



1, UPPER BELT FOR DEPOSIT TRANSPORT (CCDM)



2, LOWER BELT FOR DEPOSIT TRANSPORT (CCDM)



3, UPGRADE SHAFT FOR DEPOSIT TRANSPORT (CCDM)



4, DEPOSIT TRANSPORT UPGRADE KIT (CCDM)





1



Part number: SPCWIN0720  
Desc: UPPER BELT FOR DEPOSIT TRANSPORT (CCDM)  
Quantity per unit: 3  
Price each:  
MOQ:  
Dimensions:  
OEM:

2



Part number: SPCWIN0721  
Desc: LOWER BELT FOR DEPOSIT TRANSPORT (CCDM)  
Quantity per unit: 3  
Price each:  
MOQ:  
Dimensions:  
OEM:

3




Part number: SPCWIN0642  
Desc: UPGRADE SHAFT FOR DEPOSIT TRANSPORT (CCDM)  
Quantity per unit: 2  
Price each:  
MOQ:  
Dimensions:  
OEM:

4



Part number: SPCWIN0628  
Desc: DEPOSIT TRANSPORT UPGRADE KIT (CCDM)  
Quantity per unit: 1  
Price each:  
MOQ:  
Dimensions:  
OEM:

# Reject Transport



**1, UPPER FEED BELT FOR REJECT TRANSPORT (DM)**



**2, LOWER FEED BELT FOR REJECT TRANSPORT (CCDM)**





1



Part number: SPCWIN0858  
Desc: UPPER FEED BELT FOR REJECT TRANSPORT (CCDM)  
Quantity per unit: 2  
Price each:  
MOQ:  
Dimensions:  
OEM:

2



Part number: SPCWIN0728  
Desc: LOWER FEED BELT FOR REJECT TRANSPORT (CCDM)  
Quantity per unit: 1  
Price each:  
MOQ:  
Dimensions:  
OEM:

**Escrow**



**1, ESCROW TAPE 3000 (CCDM)**



(Escrow 2 only)

**2, ESCROW 3 TAPE (CCDM)**



(Escrow 3 only)

**3, ESCROW PROTECTICE COVER (CCDM)**



(Escrow 2 only)

**4, ESCROW GUIDE REPAIR KIT (CCDM)**



(Escrow 2 only)





1



Part number: SPCWIN0670  
Desc: ESCROW TAPE 3000 (CCDM)  
Quantity per unit: 1  
Price each:  
MOQ:  
Dimensions: Use with SPCWIN0673  
OEM:

2



Part number: SPCWIN0723  
Desc: ESCROW 3 TAPE (CCDM)  
Quantity per unit: 1  
Price each:  
MOQ:  
Dimensions: Use with SPCWIN0738  
OEM:

3




Part number: SPCWIN0785  
Desc: ESCROW PROTECTICE COVER (CCDM)  
Quantity per unit: 1  
Price each:  
MOQ:  
Dimensions:  
OEM:

4



Part number: SPCWIN0787  
Desc: ESCROW GUIDE REPAIR KIT (CCDM)  
Quantity per unit: 2  
Price each:  
MOQ:  
Dimensions:  
OEM:

**Export separator**



**1, UPPER TRANSPORT BELT FOR EXPORT SEPERATOR (CCDM)**



**2, LOWER TRANSPORT BELT FOR EXPORT SEPERATOR (CCDM)**





1



Part number: SPCWIN0744  
Desc: UPPER TRANSPORT BELT FOR EXPORT SEPERATOR (CCDM)  
Quantity per unit: 2  
Price each:  
MOQ:  
Dimensions:  
OEM:

2



Part number: SPCWIN0745  
Desc: LOWER TRANSPORT BELT FOR EXPORT SEPERATOR (CCDM)  
Quantity per unit: 2  
Price each:  
MOQ:  
Dimensions:  
OEM:

## Miscellaneous



Part number: SPCWIN0795  
Desc: FIREWIRE CABLE 5M (CCDM)  
Quantity per unit:  
Price each:  
MOQ:  
Dimensions: Document scanner to PC core  
OEM:

Part number: SPCWIN0738  
Desc: ESCROW SPLICE TAPE 3/4 INCH (CCDM)  
Quantity per unit:  
Price each:  
MOQ:  
Dimensions: Use with tape for Escrow 3  
OEM:

Part number: SPCWIN0662  
Desc: FLAT CABLES (CCDM)  
Quantity per unit:  
Price each:  
MOQ:  
Dimensions: Dispenser to chassis  
OEM:

Part number: SPCWIN0972  
Desc: CHASSIS SIDE PLATE (CCDM)  
Quantity per unit: 1  
Price each:  
MOQ:  
Dimensions:  
OEM:

Part number: SPCWIN0673  
Desc: SILICONE ADHESIVE TAPE (CCDM)  
Quantity per unit:  
Price each:  
MOQ:  
Dimensions: Use with tape for Escrow 2  
OEM: